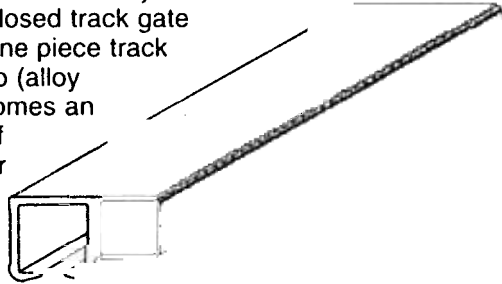


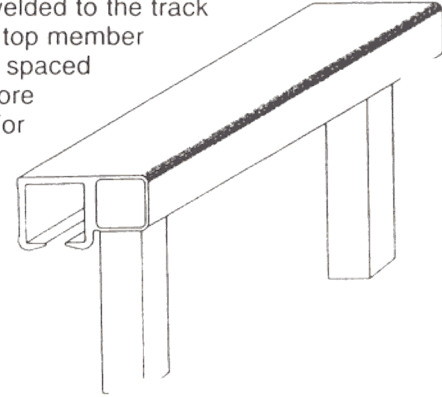
Yes!

You can now weld your own aluminum frame gates. Lead times and shipping headaches are a thing of the past.

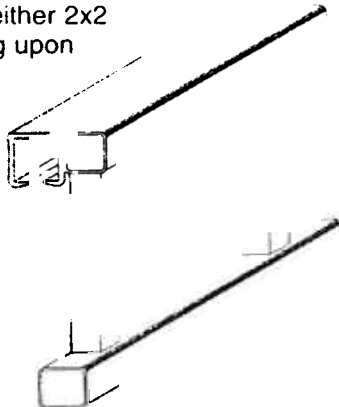
A With our E/Z Slide Track and Rail combo you can construct your own aluminum enclosed track gate system. Our one piece track and rail combo (alloy 6061-T6) becomes an integral part of your cantilever gate frame.



B Your 2" square upright members are welded to the track and rail combo top member creating evenly spaced bays - never more than 8' wide. (For the strongest gate the bays should not be wider than the height of the gate.)



C The bottom member of the gate frame (either 2x2 or 2x4 depending upon length of gate) is welded to the upright members creating a lightweight but rigid frame.



D Bracing should be accomplished by using welded corner braces (detail D). Aircraft cable or s.s. truss rods may be used. It is recommended that you **not** bolt through the top or bottom frame member as these holes will gradually wallow open and ultimately weaken the structure.

